

MEP0 Series Pneumatic / Electrical Slip Ring

1

This series slip ring can hybrid transmit power, control signal, encoder signal, pneumatic, no influence each other, and this slip ring use advanced sealing technology to ensure the reliable transmission.



Features:

- 1, 2, 3, 4...24 Passage pneumatic + 2~120 circuits electrical slip rings
- 360° transmit compressed air, signal / power, data
- Available all kind of custom solutions

MEP-G SERIES MODEL#

Model#	Pneumatic Channel	Electrical Circuits	Connection Size	Speed
MEP10	1	2~120	M5, 1/8", 1/4", 3/8"	Max. 300 RPM
MEP20	2	2~120	M5, 1/8", 1/4", 3/8"	Max. 300 RPM
MEP30	3	2~120	M5, 1/8", 1/4", 3/8"	Max. 300 RPM
MEP40	4	2~120	M5, 1/8", 1/4", 3/8"	Max. 300 RPM
MEP60	6	2~120	M5, 1/8", 1/4", 3/8"	Max. 300 RPM
MEP80	8	2~120	M5, 1/8", 1/4", 3/8"	MAX. 300 RPM
MEP120	12	2~120	M5, 1/8", 1/4", 3/8"	MAX. 300 RPM

MEP10 Series Overview

Description

MEP10 slip ring union with 1 channel gas that can combine with signal and power cable in continuous rotating system, and the signal circuits can be customized, the protection level can be IP54, IP65, IP68, etc.

- Transmit air, power and signal when 360° unrestricted rotation
- Through hole or flange structure optional
- Available all kinds of custom solutions



Specifications

Item	
Operating Speed	Max.300 RPM*
Electrical Circuits	2~120 wires
Lead Wire	AWG28#, AWG22#, AWG16# Teflon
Pneumatic Channel	1
Connection Size	M5, G1/8", G1/4", G3/8"
Suitable Media	Air / Gas / Vacuum
Pressure	-100kPa ~ 10bar
Housing Material	Al alloy
IP grade for electrical	Standard IP54, IP65 / IP68 for option

* Please note that the operational life of the unit is dependent upon rotational speed, environment and temperature

Options

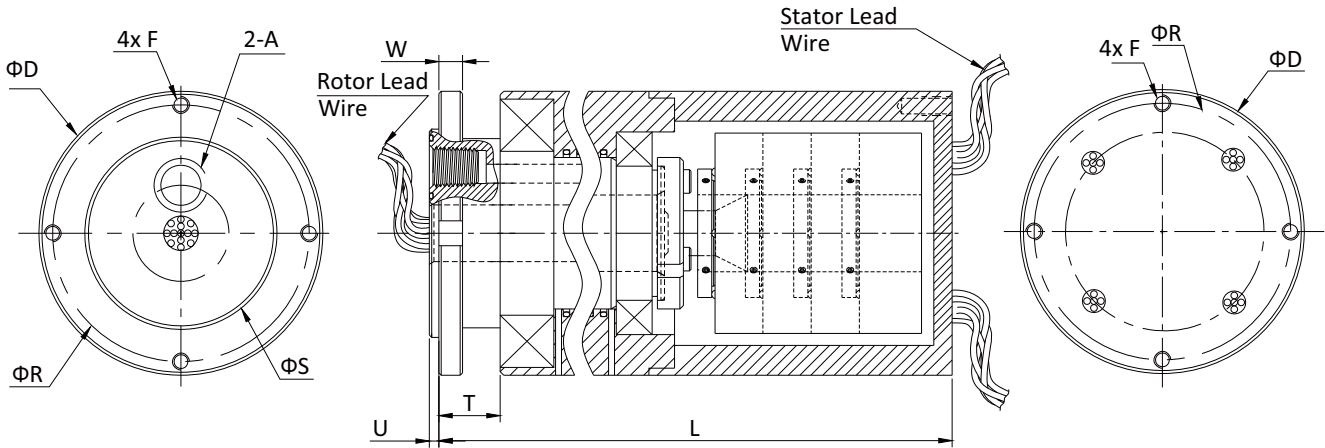
- Mounting flange
- Connection Size
- Direction of lead wire exits
- Longer lead lengths are available
- IP65, IP68 Optional

INTRODUCE

MEP10

3

MEP10 Series Dimensions



Notes:

- 1. Drawings not actual size, dimensions are in millimeters

Part#	A(BSPP/NPT)	ΦD	ΦR	ΦS	U	W	T	F
MEP100	M5	64	54	40	2	5	19.5	M6
MEP103	1/8"	64	54	42	2	5	21.5	M6
MEP102	1/4"	69	59	49	2	5	21.5	M6
MEP103	3/8"	79	69	57	2	5.9	25.5	M6

Part# List

Model#	Pneumatic	Signal(2A)	Length(mm)	Model#	Pneumatic	Signal(2A)	Length(mm)
MEP100-S06	M5	6	91.2	MEP102-S18	1/4"	18	115.2
MEP101-S06	1/8"	6	95.2	MEP103-S18	3/8"	18	127.4
MEP102-S06	1/4"	6	98.2	MEP100-S24	M5	24	116.2
MEP103-S06	3/8"	6	110.4	MEP101-S24	1/8"	24	120.2
MEP100-S12	M5	12	99.2	MEP102-S24	1/4"	24	123.2
MEP101-S12	1/8"	12	103.2	MEP103-S24	3/8"	24	135.2
MEP102-S12	1/4"	12	106.2	MEP100-S36	M5	36	131.2
MEP103-S12	3/8"	12	118.4	MEP101-S36	1/8"	36	135.2
MEP100-S18	M5	18	108.2	MEP102-S36	1/4"	36	138.2
MEP101-S18	1/8"	18	112.2	MEP103-S36	3/8"	36	150.2

Notes: Not all of the model are list in this table, if can not find suitable products, please contact us freely.

Model No. Description: MEP-101-S12

MEP:

Pneumatic / Hydraulic + Signal / Power

101:

1 --1 Passage;

0 --Pneumatic (1: Hydraulic; 2: Pneumatic + Hydraulic);

1 --1/8" Connection Size(2: 1/4"; 3: 3/8"; 4: 1/2"; 5: 3/4"; 6: 1");

Example:

MEP-101-S12 --1 Passage pneumatic, 1/8" BSPP Connections + 12 circuits signal

MEP-402-P6S6 --4 Passage Pneumatic, 1/4" BSPP Connections + 6x Power (10A) + 6x Signal(2A)

The circuits, current, size, signal type, installation are available custom solutions.

S12: 12 Circuits Signal

P12 --12 Circuits Power

P6S6 --6x Power + 6x Signal

ETW --1x 100M/1000M Ethernet

MEP20 Series Overview

Description

MEP20 slip ring union with 2channel gas that can combine with signal and power cable in continuous rotating system, and the signal circuits can be customized, the protection level can be IP54, IP65, IP68, etc.

- Transmit air, power and signal when 360°unrestricted rotation
- Through hole or flange structure optional
- Available all kinds of custom solutions



Specifications

Item	
Operating Speed	Max.300 RPM*
Electrical Circuits	2~120 wires
Lead Wire	AWG28#, AWG22#, AWG16# Teflon
Pneumatic Channel	2
Connection Size	M5, G1/8", G1/4", G3/8"
Suitable Media	Air / Gas / Vacuum
Pressure	-100kPa ~ 10bar
Housing Material	Al alloy
IP grade for electrical	Standard IP54, IP65 / IP68 for option

* Please note that the operational life of the unit is dependent upon rotational speed, environment and temperature

Options

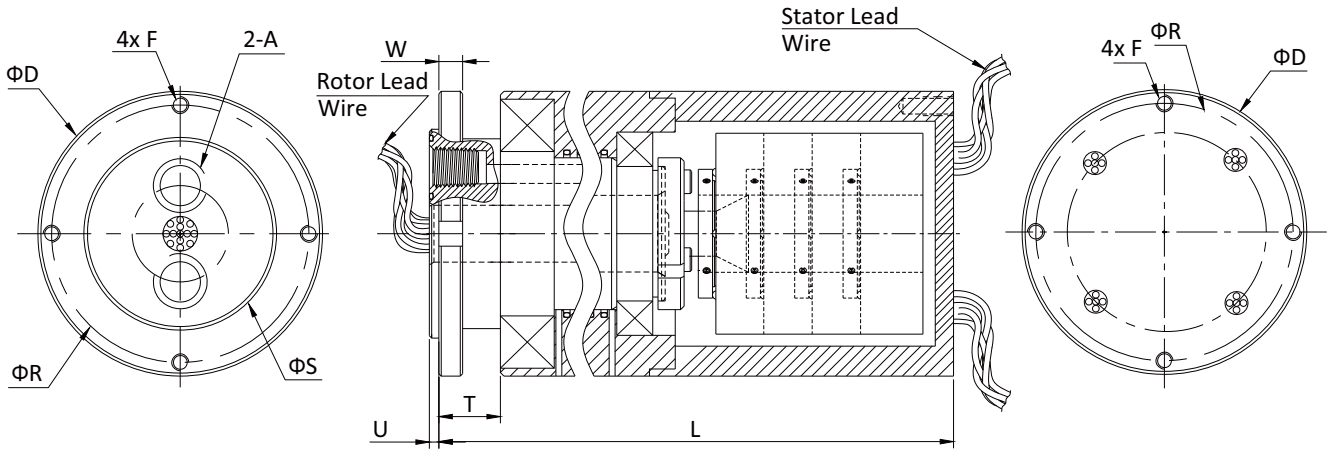
- Mounting flange
- Connection Size
- Direction of lead wire exits
- Longer lead lengths are available
- IP65,IP68 Optional

INTRODUCE

MEP20

5

MEP20 Series Dimensions



Notes:

- 1. Drawings not actual size, dimensions are in millimeters

Part#	A(BSPP/NPT)	ΦD	ΦR	ΦS	U	W	T	F
MEP200	M5	64	54	40	2	5	19.5	M6
MEP201	1/8"	64	54	42	2	5	21.5	M6
MEP202	1/4"	69	59	49	2	5	21.5	M6
MEP203	3/8"	79	69	57	2	5.9	25.5	M6

Part# List

Model#	Pneumatic	Signal(2A)	Length(mm)	Model#	Pneumatic	Signal(2A)	Length(mm)
MEP200-S06	M5	6	101.2	MEP202-S18	1/4"	18	125.5
MEP201-S06	1/8"	6	105.2	MEP203-S18	3/8"	18	142.7
MEP202-S06	1/4"	6	108.2	MEP200-S24	M5	24	126.8
MEP203-S06	3/8"	6	125.4	MEP201-S24	1/8"	24	130.8
MEP200-S12	M5	12	109.2	MEP202-S24	1/4"	24	133.8
MEP201-S12	1/8"	12	113.2	MEP203-S24	3/8"	24	151
MEP202-S12	1/4"	12	116.2	MEP200-S36	M5	36	142
MEP203-S12	3/8"	12	133.4	MEP201-S36	1/8"	36	146
MEP200-S18	M5	18	118.5	MEP202-S36	1/4"	36	149
MEP201-S18	1/8"	18	122.5	MEP203-S36	3/8"	36	166.2

Notes: Not all of the model are list in this table, if can not find suitable products, please contact us freely.

Model No. Description: MEP-201-S12

MEP:

Pneumatic / Hydraulic + Signal / Power

201:

2 --2 Passage;

0 --Pneumatic (1: Hydraulic; 2: Pneumatic + Hydraulic);

1 --1/8" Connection Size(2: 1/4"; 3: 3/8"; 4: 1/2"; 5: 3/4"; 6: 1");

S12: 12 Circuits Signal

P12 --12 Circuits Power

P6S6 --6x Power + 6x Signal

ETW --1x 100M/1000M Ethernet

Example:

MEP-201-S12 --2 Passage pneumatic, 1/8" BSPP Connections + 12 circuits signal

MEP-402-P6S6 --4 Passage Pneumatic, 1/4" BSPP Connections + 6x Power(10A) + 6x Signal(2A)

The circuits, current, size, signal type, installation are available custom solutions.

MEP30 Series Overview

Description

MEP30 slip ring union with 3 channel gas that can combine with signal and power cable in continuous rotating system, and the signal circuits can customized, the protection level can be IP54, IP65, IP68, etc.

- Transmit air, power and signal when 360°unrestricted rotation
- Through hole or flange structure optional
- Available all kinds of custom solutions



Specifications

Item	
Operating Speed	Max.300 RPM*
Electrical Circuits	2~120 wires
Lead Wire	AWG28#, AWG22#, AWG16# Teflon
Pneumatic Channel	3
Connection Size	M5, G1/8", G1/4", G3/8"
Suitable Media	Air / Gas / Vacuum
Pressure	-100kPa ~ 10bar
Housing Material	Al alloy
IP grade for electrical	Standard IP54, IP65 / IP68 for option

* Please note that the operational life of the unit is dependent upon rotational speed, environment and temperature

Options

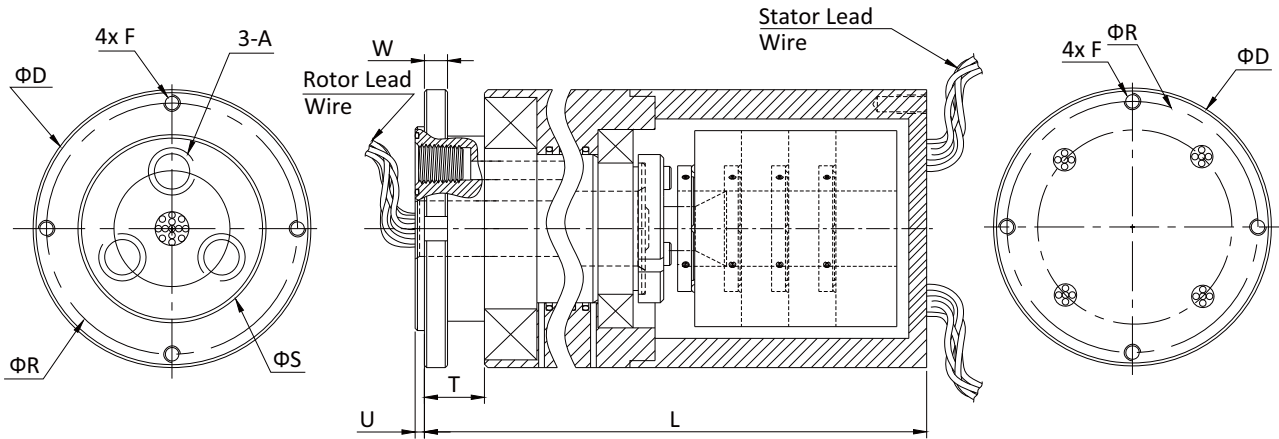
- Mounting flange
- Connection Size
- Direction of lead wire exits
- Longer lead lengths are available
- IP65,IP68 Optional

INTRODUCE

MEP30

7

MEP30 Series Dimensions



Notes:

1. Drawings not actual size, dimensions are in millimeters

Part#	A(BSPP/NPT)	ΦD	ΦR	ΦS	U	W	T	F
MEP300	M5	64	54	40	2	5	19.5	M6
MEP301	1/8"	64	54	42	2	5	22	M6
MEP302	1/4"	69	59	49	2	5.9	23.5	M6
MEP303	3/8"	79	69	57	2	5.9	25.5	M6

Part# List

Model#	Pneumatic	Signal(2A)	Length(mm)	Model#	Pneumatic	Signal(2A)	Length(mm)
MEP300-S06	M5	6	113.4	MEP302-S18	1/4"	18	140.4
MEP301-S06	1/8"	6	118.9	MEP303-S18	3/8"	18	161.9
MEP302-S06	1/4"	6	123.4	MEP300-S24	M5	24	137.9
MEP303-S06	3/8"	6	144.9	MEP301-S24	1/8"	24	143.4
MEP300-S12	M5	12	121.4	MEP302-S24	1/4"	24	147.9
MEP301-S12	1/8"	12	126.9	MEP303-S24	3/8"	24	169.4
MEP302-S12	1/4"	12	131.4	MEP300-S36	M5	36	152.9
MEP303-S12	3/8"	12	152.9	MEP301-S36	1/8"	36	158.4
MEP300-S18	M5	18	130.4	MEP302-S36	1/4"	36	163.9
MEP301-S18	1/8"	18	135.9	MEP303-S36	3/8"	36	184.4

Notes: Not all of the model are list in this table, if can not find suitable products, please contact us freely.

Model No. Description: MEP-201-S12

MEP:

Pneumatic / Hydraulic + Signal / Power

201:

2 --2 Passage;

0 --Pneumatic (1: Hydraulic; 2: Pneumatic + Hydraulic);

1 --1/8" Connection Size(2: 1/4"; 3: 3/8"; 4: 1/2"; 5: 3/4"; 6: 1");

S12: 12 Circuits Signal

P12 --12 Circuits Power

P6S6 --6x Power + 6x Signal

ETW --1x 100M/1000M Ethernet

Example:

MEP-201-S12 --2 Passage pneumatic, 1/8" BSPP Connections + 12 circuits signal

MEP-402-P6S6 --4 Passage Pneumatic, 1/4" BSPP Connections + 6x Power(10A) + 6x Signal(2A)

The circuits, current, size, signal type, installation are available custom solutions.

MEP40 Series Overview

Description

MEP40 slip ring union with 4 channel gas that can combine with signal and power cable in continuous rotating system, and the signal circuits can be customized, the protection level can be IP54, IP65, IP68, etc.

- Transmit air, power and signal when 360°unrestricted rotation
- Through hole or flange structure optional
- Available all kinds of custom solutions



Specifications

Item	
Operating Speed	Max.300 RPM*
Electrical Circuits	2~120 wires
Lead Wire	AWG28#, AWG22#, AWG16# Teflon
Pneumatic Channel	4
Connection Size	M5, G1/8", G1/4", G3/8"
Suitable Media	Air / Gas / Vacuum
Pressure	-100kPa ~ 10bar
Housing Material	Al alloy
IP grade for electrical	Standard IP54, IP65 / IP68 for option

* Please note that the operational life of the unit is dependent upon rotational speed, environment and temperature

Options

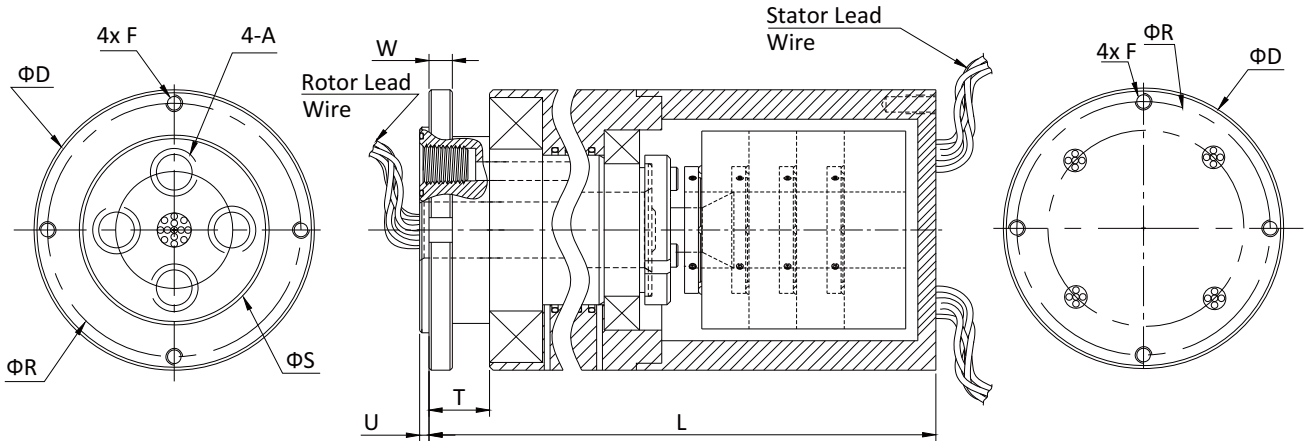
- Mounting flange
- Connection Size
- Direction of lead wire exits
- Longer lead lengths are available
- IP65,IP68 Optional

INTRODUCE

MEP40

9

MEP40 Series Dimensions



Notes:

1. Drawings not actual size, dimensions are in millimeters

Part#	A(BSPP/NPT)	ΦD	ΦR	ΦS	U	W	T	F
MEP400	M5	64	54	40	2	5	19.5	M6
MEP401	1/8"	64	54	42	2	5.9	22	M6
MEP402	1/4"	69	59	48	2	5.9	23.5	M6
MEP403	3/8"	82	70	58	2	7.9	27.5	M8

Part# List

Model#	Pneumatic	Signal(2A)	Length(mm)	Model#	Pneumatic	Signal(2A)	Length(mm)
MEP400-S06	M5	6	124.9	MEP402-S18	1/4"	18	155.9
MEP401-S06	1/8"	6	130.9	MEP403-S18	3/8"	18	178.5
MEP402-S06	1/4"	6	138.9	MEP400-S24	M5	24	148.9
MEP403-S06	3/8"	6	161.5	MEP401-S24	1/8"	24	154.9
MEP400-S12	M5	12	132.9	MEP402-S24	1/4"	24	162.9
MEP401-S12	1/8"	12	138.9	MEP403-S24	3/8"	24	185.5
MEP402-S12	1/4"	12	146.9	MEP400-S36	M5	36	163.9
MEP403-S12	3/8"	12	169.5	MEP401-S36	1/8"	36	169.9
MEP400-S18	M5	18	141.9	MEP402-S36	1/4"	36	177.9
MEP401-S18	1/8"	18	147.9	MEP403-S36	3/8"	36	200.5

Notes: Not all of the model are list in this table, if can not find suitable products, please contact us freely.

Model No. Description: MEP-201-S12

MEP:

Pneumatic / Hydraulic + Signal / Power

201:

2 --2 Passage;

0 --Pneumatic (1: Hydraulic; 2: Pneumatic + Hydraulic);

1 --1/8" Connection Size(2: 1/4"; 3: 3/8"; 4: 1/2"; 5: 3/4"; 6: 1");

Example:

MEP-201-S12 --2 Passage pneumatic, 1/8" BSPP Connections + 12 circuits signal

MEP-402-P6S6 --4 Passage Pneumatic, 1/4" BSPP Connections + 6x Power(10A) + 6x Signal(2A)

The circuits, current, size, signal type, installation are available custom solutions.

S12: 12 Circuits Signal

P12 --12 Circuits Power

P6S6 --6x Power + 6x Signal

ETW --1x 100M/1000M Ethernet

MEP60 Series Overview

Description

MEP60 slip ring union with 6 channel gas that can combine with signal and power cable in continuous rotating system, and the signal circuits can be customized, the protection level can be IP54, IP65, IP68, etc.

- Transmit air, power and signal when 360°unrestricted rotation
- Through hole or flange structure optional
- Available all kinds of custom solutions



Specifications

Item	
Operating Speed	Max.300 RPM*
Electrical Circuits	2~120 wires
Lead Wire	AWG28#, AWG22#, AWG16# Teflon
Pneumatic Channel	6
Connection Size	M5, G1/8", G1/4", G3/8"
Suitable Media	Air / Gas / Vacuum
Pressure	-100kPa ~ 10bar
Housing Material	Al alloy
IP grade for electrical	Standard IP54, IP65 / IP68 for option

* Please note that the operational life of the unit is dependent upon rotational speed, environment and temperature

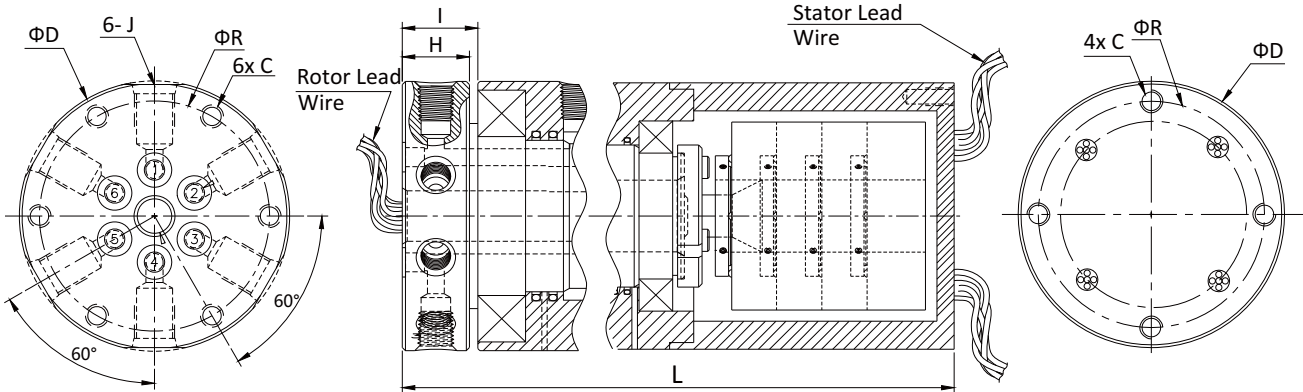
Options

- Mounting flange
- Connection Size
- Direction of lead wire exits
- Longer lead lengths are available
- IP65,IP68 Optional

INTRODUCE

MEP60

MEP60 Series Dimensions

**Notes:**

1. Drawings not actual size, dimensions are in millimeters

Part#	J(BSPP/NPT)	ΦD	ΦR	H	I	C
MEP600	M5	64	54	15.5	16.5	M5
MEP601	1/8"	64	54	19.5	20.5	M6
MEP602	1/4"	64.5	54.5	22.5	23.5	M6
MEP603	3/8"	74	64	26.5	27.5	M6

Part# List

Model#	Pneumatic	Signal(2A)	Length(mm)	Model#	Pneumatic	Signal(2A)	Length(mm)
MEP600-S06	M5	6	145.4	MEP602-S18	1/4"	18	181.4
MEP601-S06	1/8"	6	155.4	MEP603-S18	3/8"	18	195.4
MEP602-S06	1/4"	6	164.4	MEP600-S24	M5	24	170.4
MEP603-S06	3/8"	6	178.4	MEP601-S24	1/8"	24	180.4
MEP600-S12	M5	12	153.4	MEP602-S24	1/4"	24	189.4
MEP601-S12	1/8"	12	163.4	MEP603-S24	3/8"	24	203.4
MEP602-S12	1/4"	12	172.4	MEP600-S36	M5	36	185.4
MEP603-S12	3/8"	12	186.4	MEP601-S36	1/8"	36	195.4
MEP600-S18	M5	18	162.4	MEP602-S36	1/4"	36	204.4
MEP601-S18	1/8"	18	172.4	MEP603-S36	3/8"	36	218.4

Notes: Not all of the model are list in this table, if can not find suitable products, please contact us freely.

Model No. Description: MEP-201-S12

MEP:

Pneumatic / Hydraulic + Signal / Power

201:

2 --2 Passage;

0 --Pneumatic (1: Hydraulic; 2: Pneumatic + Hydraulic);

1 --1/8" Connection Size(2: 1/4"; 3: 3/8"; 4: 1/2"; 5: 3/4"; 6: 1");

S12: 12 Circuits Signal

P12 --12 Circuits Power

P6S6 --6x Power + 6x Signal

ETW --1x 100M/1000M Ethernet

Example:

MEP-201-S12 --2 Passage pneumatic, 1/8" BSPP Connections + 12 circuits signal

MEP-402-P6S6 --4 Passage Pneumatic, 1/4" BSPP Connections + 6x Power(10A) + 6x Signal(2A)

The circuits, current, size, signal type, installation are available custom solutions.

MEP80 Series Overview

Description

MEP80 slip ring union with 8 channel gas that can combine with signal and power cable in continuous rotating system, and the signal circuits can be customized, the protection level can be IP54, IP65, IP68, etc.

- Transmit air, power and signal when 360° unrestricted rotation
- Through hole or flange structure optional
- Available all kinds of custom solutions



Specifications

Item	
Operating Speed	Max.300 RPM*
Electrical Circuits	2~120 wires
Lead Wire	AWG28#, AWG22#, AWG16# Teflon
Pneumatic Channel	8
Connection Size	M5, G1/8", G1/4", G3/8"
Suitable Media	Air / Gas / Vacuum
Pressure	-100kPa ~ 10bar
Housing Material	Al alloy
IP grade for electrical	Standard IP54, IP65 / IP68 for option

* Please note that the operational life of the unit is dependent upon rotational speed, environment and temperature

Options

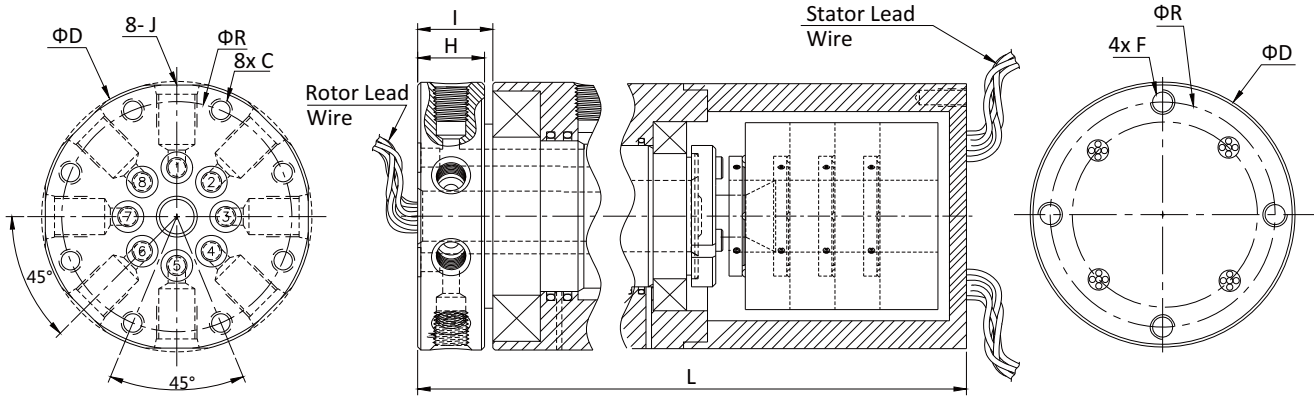
- Mounting flange
- Connection Size
- Direction of lead wire exits
- Longer lead lengths are available
- IP65, IP68 Optional

INTRODUCE

MEP80

13

MEP80 Series Dimensions



Notes:

- 1. Drawings not actual size, dimensions are in millimeters

Part#	J(BSPP/NPT)	ΦD	ΦR	H	I	C
MEP800	M5	64	54	16.5	17.5	M5
MEP801	1/8"	64	54	19.5	20.5	M6
MEP802	1/4"	69	59	22.5	23.5	M6
MEP803	3/8"	79	69	26.5	27.5	M6

Part# List

Model#	Pneumatic	Signal(2A)	Length(mm)	Model#	Pneumatic	Signal(2A)	Length(mm)
MEP800-S06	M5	6	166.9	MEP802-S18	1/4"	18	206.9
MEP801-S06	1/8"	6	177.9	MEP803-S18	3/8"	18	234.9
MEP802-S06	1/4"	6	189.9	MEP800-S24	M5	24	191.9
MEP803-S06	3/8"	6	217.9	MEP801-S24	1/8"	24	202.9
MEP800-S12	M5	12	174.9	MEP802-S24	1/4"	24	214.9
MEP801-S12	1/8"	12	185.9	MEP803-S24	3/8"	24	242.9
MEP802-S12	1/4"	12	197.9	MEP800-S36	M5	36	206.9
MEP803-S12	3/8"	12	225.9	MEP801-S36	1/8"	36	217.9
MEP800-S18	M5	18	183.9	MEP802-S36	1/4"	36	229.9
MEP801-S18	1/8"	18	194.9	MEP803-S36	3/8"	36	257.9

Notes: Not all of the model are list in this table, if can not find suitable products, please contact us freely.

Model No. Description: MEP-201-S12

MEP:
 Pneumatic / Hydraulic + Signal / Power
201:
 2 --2 Passage;
 0 --Pneumatic (1: Hydraulic; 2: Pneumatic + Hydraulic);
 1 --1/8" Connection Size(2: 1/4"; 3: 3/8"; 4: 1/2"; 5: 3/4"; 6: 1");

Example:
 MEP-201-S12 --2 Passage pneumatic, 1/8" BSPP Connections + 12 circuits signal
 MEP-402-P6S6 --4 Passage Pneumatic, 1/4" BSPP Connections + 6x Power(10A) + 6x Signal(2A)

The circuits, current, size, signal type, installation are available custom solutions.

S12: 12 Circuits Signal
P12 --12 Circuits Power
P6S6 --6x Power + 6x Signal
ETW --1x 100M/1000M Ethernet

MEP120 Series Overview

Description

MEP120 slip ring union with 12 channel gas that can combine with signal and power cable in continuous rotating system, and the signal circuits can be customized, the protection level can be IP54, IP65, IP68, etc.

- Transmit air, power and signal when 360°unrestricted rotation
- Through hole or flange structure optional
- Available all kinds of custom solutions



Specifications

Item	
Operating Speed	Max.300 RPM*
Electrical Circuits	2~120 wires
Lead Wire	AWG28#, AWG22#, AWG16# Teflon
Pneumatic Channel	12
Connection Size	M5, G1/8", G1/4", G3/8"
Suitable Media	Air / Gas / Vacuum
Pressure	-100kPa ~ 10bar
Housing Material	Al alloy
IP grade for electrical	Standard IP54, IP65 / IP68 for option

* Please note that the operational life of the unit is dependent upon rotational speed, environment and temperature

Options

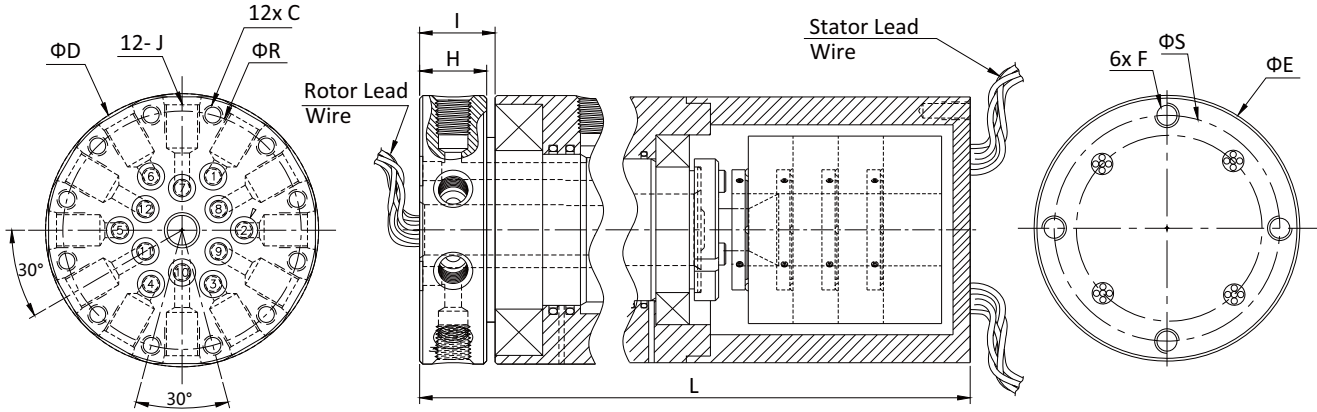
- Mounting flange
- Connection Size
- Direction of lead wire exits
- Longer lead lengths are available
- IP65,IP68 Optional

INTRODUCE

MEP120

15

MEP120 Series Dimensions



Notes:

1. Drawings not actual size, dimensions are in millimeters

Part#	J(BSPP/NPT)	ΦD	ΦE	ΦR	ΦS	H	I	C
MEP1200	M5	69	69	60	60	17.5	18.5	M5
MEP1201	1/8"	79	69	70	60	19.5	20.5	M5

Part# List

Model#	Pneumatic	Signal(2A)	Length(mm)	Model#	Pneumatic	Signal(2A)	Length(mm)
MEP1200-S06	M5	6	210.9	MEP1201-S18	1/8"	18	241.9
MEP1201-S06	1/8"	6	224.9	MEP1200-S24	M5	24	235.9
MEP1200-S12	M5	12	218.9	MEP1201-S24	1/8"	24	249.9
MEP1201-S12	1/8"	12	232.9	MEP1200-S36	M5	36	250.9
MEP1200-S18	M5	18	227.9	MEP1201-S36	1/8"	36	264.9

Notes: Not all of the model are list in this table, if can not find suitable products, please contact us freely.

Model No. Description: MEP-201-S12

MEP:

Pneumatic / Hydraulic + Signal / Power

201:

2 --2 Passage;

0 --Pneumatic (1: Hydraulic; 2: Pneumatic + Hydraulic);

1 --1/8" Connection Size(2: 1/4"; 3: 3/8"; 4: 1/2"; 5: 3/4"; 6: 1");

S12: 12 Circuits Signal

P12 --12 Circuits Power

P6S6 --6x Power + 6x Signal

ETW --1x 100M/1000M Ethernet

Example:

MEP-201-S12 --2 Passage pneumatic, 1/8" BSPP Connections + 12 circuits signal

MEP-402-P6S6 --4 Passage Pneumatic, 1/4" BSPP Connections + 6x Power(10A) + 6x Signal(2A)

The circuits, current, size, signal type, installation are available custom solutions.